

The Trillium

Piedmont Chapter
North American Rock Garden Society
Chapel Hill, Durham, Raleigh, NC
www.facebook.com/piedmontNARGS

Clematis Vines and More! ... Mailboxes Sold Separately!

By Adrienne Roethling — photos by Adrienne Roethling

One of the easiest ways to add more plants to a rather small space is to incorporate vines or climbers and extend the height of the garden. In addition to creating height, some vines can provide temporary relief from the hot summer sun. Vines will quickly cover a gazebo, pergola or sitting area but also weave or meander through a neighboring tree or shrub.

Clematis, as someone describes as the “Queen of Vines”, has a long history with some species dating back as far as the mid to late 1800’s. When it comes to Clematis, most of us think of the midsummer bloomers with the large showy flowers. It is the midsummer forms that often possess the most variety as far as flower color and flower form. A handful of cultivars produce double the amount of petals while



Clematis ‘Betty Corning’

others hold the largest flower size reaching at least 8” across. Though, not all early seasonal performers exhibit such characteristics. *C. ‘Betty Corning’* flowers early in the season but derives from the viticella line. It’s prized for its lavender blue, open bell-shaped, nodding flowers.



Clematis cirrhosa

Speaking of species clematis, most bloom during the cooler season. In the Piedmont Region of North Carolina, *C. cirrhosa* blooms beginning in early November and last well into January. The white, bell-shaped flowers compliment the rich green leaves that too emerge in fall and winter. Bare stems will remain viable but dormant during the summer months. Pair the winter bloomer with a summer flow-

ering clematis to double the appeal. Most clematis vines reach extensive heights and we often overlook the varieties that weave or scramble.

C. 'Alionushka' is such a variety that truly grows like an herbaceous perennial and stays



Akebia quinata

At Paul J. Ciener Botanical Garden, we grow *A. longeracemosa* which produces long stalks of female and male flowers and *A. quinata* 'Shirobana', the white flowered form of chocolate vine. Long Stalk akebia flowers are quite fascinating and are 8" in length. Two female flowers and a chain of male flowers cover the vine from head to toe in late April lasting well through mid-May. The white flowering chocolate vine produces male and female flowers in the same inflorescence but flowers much earlier in the sea-



Clematis 'Alionushka'

low to the ground. The clear pink, nodding, bell-shaped flowers create harmony with brightly colored foliage plants for interesting contrast.

A vine favorite for southern gardeners is the chocolate vine or *Akebia quinata*. This particular species can get out of hand quickly. This aggressive vine also has the habit of seeding around.



Akebia quinata 'Shirobana'

son. For us, flowers are produced in March and April. Fruits on both vines are few and overall, are manageable with mid-season pruning.

Lastly, some vines offer more than just flowers. Foliage is trendy and so are the trendy leaves of *Jasminum officinalis* 'Frojas' and *Lonicera japonica* 'Aureoreticulata'. 'Frojas' jasmine, also sold as Fiona Sunrise™ jasmine, emerges in spring on wiry stems. The golden leaflets give way to clusters of white, fragrant, star-shaped flowers




***Jasminum officinalis* 'Frojas'**

throughout the summer, and the leaves partnered with purple Wisteria flowers pop in the landscape. Planting yellow-netted honeysuckle comes with a bit of hesitation as Japanese honeysuckle grows wild throughout North American. Since 2009, the variegated honeysuckle has remained obedient in our Perennial Border growing well as a backdrop to many herbaceous plants. Few flowers have been observed making this particular clone a highly desirable trendy plant.

The standard height of a mailbox is roughly 4' but clematis vines don't stop there. We see them climbing fences, trellises, pergolas and more. Trellising materials do not have to be attractive, as the structure will be covered by vines. It is better to grow a \$100.00 vine on a \$10.00, yet, sturdy structure. You can ensemble a nice piece of framework using bamboo, grape vines or even dead branches from the yard. The vines mentioned above wrap around surfaces and will pose no damage to

***Clematis* 'The President' with *Lonicera japonica* 'Aureoreticulata'**





Spring Picnic at Helen Yoest's Garden

By Bobby Ward

Photos by Kirt Cox

About 35 members of the Piedmont Chapter of NARGS enjoyed its annual picnic on Saturday, May 20, this year at member Helen Yoest's garden in Raleigh. The garden, dubbed Helen's Ha-



ven, is a half-acre garden that has developed over the last 14 years and it is bee, butterfly, and bird (and chicken) friendly. She gardens what she preaches in giving lectures around the country and through writings for numerous magazines and on the Internet based on books she's written about her Raleigh gardening experiences ("Gardening with Confidence" and "Plants with Benefits").

Helen's Haven is an urban wildlife habitat that is also organic, waterwise, sustainable, and free of fertilizer, herbicide, or pesticide. She invigorates the garden annually with loads of composted leaf mulch, which helps suppress weeds and maintain soil temperatures and adds nutrients to the soil. As Helen and the garden have grown over the decade, she has recently evaluated, tossed, replanted, moved, or substituted every plant in her garden looking at it through her "senior glasses." Her goal was to transform her garden into a "Forever Garden," one that required less maintenance as the aches and pains of aging inevitably creep in but at the same time a garden that continued to be a place for escape, mental therapy, and exercise.

The front yard of the property contains islands of planted rectangles consisting of colorful perennials and annuals surrounded by plots of lawn and a few small trees. Each side of the front yard is a free-form mixed border of lush shrubs and perennials of various shapes, textures, colors, and sizes that provide a natural, unplanned look that is pleasing to the eye. Scattered about are tasteful pieces of garden art. To the





right side of the house are a large, chimney-high windmill palm and an even larger and taller ever-green magnolia.

The back of the house has a comfortable-covered porch where many of us gathered in the shade when the sun moved us from the picnic tables. It is full of plants that suggest the back porch is an extension of the garden itself. Further in the back the area becomes a space for out buildings



for chickens, greenhouse, and shed, and ample space for our picnic tables and probably a space that was earlier a playground for her children. The far back of the property contains choice shrubs and trees that provide a boundary to her garden. Here are also bird feeders and mason bee housing. It was a pleasant, enjoyable spring day with lots of potluck picnic items to choose from as we enjoyed respite in Helen's Haven. ✨


Great Opportunity! by David White

Are you interested in having some 'hands on' experience with crevice, trough, and scree gardens?

The Piedmont Chapter donated \$500 to JCRA this summer for expansion of the existing crevice garden. During a meeting to discuss use of the money, Mark Weathington said they appreciate the funding but would really like to get help from chapter members with construction, installation of plants, and periodic maintenance of the crevice garden, as well as the nearby troughs and the scree garden.

The initial work would be to expand the crevice garden in late September or early October. If you would like to volunteer to help with this effort as well as periodic maintenance, send an email to David White (dmwhite_nc@yahoo.com).

We would like to have a meeting immediately after the September 16 chapter meeting to discuss the group's activities and schedule. ✨



2017 NARGS Annual General Meeting

Rock Gardening in the Southeastern U.S. – Past, Present, and Future
November 17-19, 2017

The 2017 Annual General Meeting (AGM) of NARGS will be in Durham, North Carolina and is being hosted by the Piedmont Chapter. The AGM will explore the past, present, and future of rock gardening in the southeastern and mid-Atlantic regions of the U.S.

The AGM will include a welcome reception and presentation on Friday evening, November 17; a full day of presentations on Saturday, November 18; and tours to three gardens in the Triangle area on Sunday (November 19). Additional activities include an optional pre-conference, two-day guided tour of botanically interesting natural areas in North Carolina's Coastal Plain on November 15 and 16, and visits to several gardens in the Triangle area on November 17. Details on the meeting as well as an on-line registration form are available on the meeting website (www.piedmontnargs.org). ↪

⌘ ⌘ How to Use Sign Up Genius for the November AGM meeting. ⌘ ⌘

Piedmont Chapter will send you an email message.

Click on the link provided in the email.

It will take you to sign up pages.

Read information about AGM volunteering and check areas you can help.

You do not have to create an account to sign up for volunteering.

We will also have a demonstration of Sign up Genius at our September 16 meeting.

FREE MONEY - NARGS Link to Amazon

Have you ever purchased an item online through Amazon.com? Most of us have.

Are you a regular shopper at Amazon.com? Many of us are.

Have you ever shopped at Amazon.com through the NARGS website link? Very few of us do. Do you know what the NARGS Amazon.com link is?

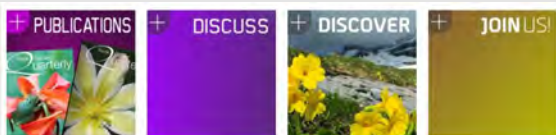
Every time an individual (NARGS member or non-member) goes to the NARGS.org website and then clicks on the link to Amazon.com, the North American Rock Garden Society earns a commission on each item purchased. The commission varies based upon the item purchased and typically ranges from 4% to 18%. You make your purchase just as if you had gone to Amazon.Com directly and there is no additional cost to you. It is free money to NARGS. Make your next Amazon.com purchase by starting at NARGS.org. It is a winner for us all!

Here is how to financially support NARGS.org. through Amazon.com:

Go to the NARGS.org website. ➡

Scroll down to the bottom of the webpage.

There is a black banner with a link to Amazon.com. Click on that link (gold banner) and the next web page is the Amazon.com site. Shop as you normally do.



By shopping Amazon.com through NARGS.org web link, we can ensure the future value of NARGS for all of us! ↪

Richard Lane





Plant Sales for 2017/2018

Charlie Kidder

The Piedmont Chapter will hold two plant sales events this coming year. At our meeting on October 28 Tony Avent will be bringing some of his plants for auction. As always, we're sure that Tony will be bringing some very special horticultural treasures—thank you, Tony! We're also inviting any other members that have **choice** plants they're willing to share to bring them for auction.

Looking ahead, on April 7 we will once again participate in Raulston Blooms. Last year's sale was very successful, thanks to the donation of over 600 plants from chapter members. For this sale we also need special plants, as well as generally desirable garden plants. We will need help for setup and sales for that day, as well.

If you plan to donate plants for October, now is the time to pot them up and have them looking good for the auction. (And maybe not too soon to be thinking about April, also.) As always, we request that plants be in clean pots that are 3 1/2 " or larger, in good condition and clearly labeled.

Thanks to all of you who so generously share your plants. And thanks as well to those who purchase them! ☺

Brief Summary of the Chapter Plant Sale at Raulston Blooms April 1, 2017

Plants offered for sale: ~629

Plants sold: 380, or 59% of total stock

Plants unsold: 249

It appears that large woody plants do not sell well.

Total plant transactions:

Total sales: \$2153.50; average transaction value = \$18.24

Reported by Charlie Kidder

Piedmont NARGS

Speakers Fall 2017/Spring 2018

September 16, 2017

Adrienne Roethling

"Clematis and Other Vines for the Garden"

Paul J. Ciener Botanical Garden

Kernersville, NC

October 28, 2017 ****Note special date****

Anne Spiegel

"Gardening on Rock"

Wappingers Falls, NY

November 17-19, 2017

NARGS Annual Meeting

Durham, NC

January 20, 2018

Piedmont Members' Presentations

(TBA)

"Gardens and Travels"

February 10, 2018 ****Note special date****

Tim Alderton, Nancy Doubrava,

Cyndy Cromwell, Chris Glenn

"Plantsman Tour of Wyoming"

March 17, 2018

Wesley Knapp

"Extinct Plants of North America"

N.C. Natural Heritage Program

Asheville, NC

April 21, 2018

Marta McDowell

"All the Presidents' Gardens"

Chatham, NJ

May 2018

Annual Picnic / Garden Visiting(TBA)

Le Désert de Retz & François de Monville

by Michael J. Papay

You will not find the Desert de Retz in the guidebooks for the American Southwest for the very good reason that it is actually located on another continent and to be found 12 miles west of Paris, France. If that sounds like a very specific and odd place for a desert, well, that's because it was quite specifically created in 1774 by François Nicolas Henri Racine de Monville, at his estate in Saint Jacques de Retz. Monville was a rich man, an aristocrat, and much to his benefit was also strikingly handsome (just ask Marie Antoinette!), had a terrific singing voice, was widely acclaimed as the best dancer of his time, composed music, and played the flute to great acclaim – all much to the delight of many a damsel. He was not, however, tall, just 5 foot 8 inches, which he played to his advantage to escape enemies. But I am getting ahead of the story.

In his book, *Monville, Forgotten Luminary of the French Enlightenment*, Ronald W. Kenyon relates that Monville used his wealth in inspired ways on his estate. One of his creations was Le Désert de Retz. Much has been written about Monville's house and the architectural whimsies that he had constructed in the gardens, but little is written about what was actually planted there. Little, mind you - but not nothing.

Ten years ago I purchased a cactus at Logans Nursery, Raleigh, North Carolina. I made the purchase, despite the detraction that the plant had no label, because the curving, somewhat golden spines looked promising. After several years the cactus bloomed, and although its spines were attractive, I had hopes that amongst its seedlings a real looker might be found. I collected seeds from its fruits. Amongst the seedlings there was a standout, one whose spines were more golden, more luminescent, and longer than its sister seedlings. I was smitten. But what cactus was this? I deduced from its chinned areoles and naked flower buds that it was in the genus *Gymnocalycium*, and so began my research into described species. And what do you know, the very first description of this species was published by Charles Antoine Lemaire for a plant in Monville's garden, Le Desert de Retz. Not only that, but the cactus was actually named for Monville because it was stately and beautiful like its namesake. It is *Gymnocalycium monvillei*.

Of course no cactus is native to France, not even *Gymnocalycium monvillei*. Lemaire noted that Monville's cactus was native to Paraguay. However, today we know that the distribution of *Gymnocalycium monvillei* is limited to Argentina in the provinces of Cordoba and adjoining San Luis. Alas this attractively spined cactus is only hardy to about -7C (20F), and so in my collection must remain a potted plant kept away from the coldest winter nights. It is so distinctive it is worth the extra attention.

When the French Revolution swept through France in 1789, Monville, an aristocrat, was in grave danger. But when the revolutionaries came to his estate to make an arrest, they'd only find his drably dressed 5 foot 8 inch gardener whilst the great man eluded them. Eventually Monville *was* detained, by then however, the fury of the revolution was largely spent. Thus Monville escaped the guillotine. He then lived the last two and a half years of his life in comparative luxury, and died in March, 1797. Monville had led an extraordinary life. Too, he had an eye for remarkable plants, and thanks to Lemaire, we have a dandy of a cactus to remember him by. ☺



Gymnocalycium monvillei, Author's Garden, New Hill, North Carolina

Welcoming New Chapter Members—

This feature will continue in future issues. Interview by Cyndy Cromwell.

Trish and Kerry MacPherson

Trish writes: Kerry and I have been long term JCRA members and just felt like it was time to join the Piedmont Chapter of NARGS. Its lectures are always informative and interesting.

We garden on six acres in western Wake County where we contend with Triassic Basin clay soils. A long deer fence allows us to grow a diversity of plants-trees, shrubs and perennials. We have a knot garden, a rock garden, fruit trees, blueberries, a vegetable garden and many, many pocket gardens. We have nearly a mile of paths throughout, and rocks line gardens, create cairns, and form paths.

Cedar is another staple, marking paths and forming yard art, including a giant chair and spider web. We love all plants, and our favorite for this year is *Salvia oxyphora*, Bolivian sage.

We were both aquatic biologists before we retired, Kerry with Progress Energy, while I worked for the Division of Water Quality.

My claim to fame is my great fortune to have a mayfly, *Baetopus trishae*, and an aquatic worm, *Eclipsoidrilus macphersoni*, that I had collected, named after me. The genus *Baetopus* was new to North America, and had only been found in Mongolia. How cool is that!



Ruth Little

Ruth writes that she joined the Piedmont chapter because it's my local chapter, I'm a rock garden plant fan. I've met some members and they're mostly harmless (I'm a Douglas Adams fan too). - Y'all seem like a nice bunch.

On plant loves and hates: I adore Galanthus and Cyclamen, but am nervous to invest here, because they don't come cheap and gardening here is a hostile environment compared to where I've seen them growing easily in England.

I hate running bamboo, English ivy, microstegium - I've inherited all of them in my home in Chapel Hill ~ thanks!! (I once got stiffed by my ex-neighbor, she asked why I thought the bamboo between our homes was dying, I was inwardly cheering, and asked what she could do to revive it, so being neighborly, I told her. She got someone in to do it, and delivered me a bill for half !?!)



Many of us are blessed with interesting neighbors Ruth!

On labeling: I prefer a metal label, Brother printed sticker label white on black, with common name and botanical. Handy to keep an eye out for those little bulbs, hard to destroy, doesn't glare too much, and helps the brain recall what's in the yard and its correct nomenclature, if you see it often enough...

Woody or herbaceous Ruth? bulbs, corms, and rhizomes haha! Woodies still feel like such a long-term commitment to me, am I ready?

What do you like best about NARGS? plant geeks

One thing I wish the chapter would do? I'm just happy to sit back and learn from those that know how things are done.

Something people might be surprised to know about you or your garden? I'm still a beginner gardener, so I guess what a mess my poor garden is. They usually say "wow! You must get a lot of leaves!" Ruth adds that her favorite gardening books are Elizabeth Lawrence *'The Little Bulbs'* and *'A Rock Garden in the South'*. ∞

NARGS Piedmont Chapter Meeting

JC Raulston Arboretum

9:30 Gathering Time: 10 am Program Begins

September 16, 2017

Adrienne Roethling

“Clematis and Other Vines
for the Garden”

Paul J. Ciener Botanical Garden
Kernersville, NC

Goodies to Share



Sept	A—C	Jan	J—Me
Oct	D—Fi	Feb	Mi—P
Nov	Fi—H	March	R—T
		April	W—Z

BOARD OF DIRECTORS

Amelia Lane, Chair

Charlie Kidder, Immediate Past Chair

Bobby Ward, Vice Chair/Program Chair

Marlyn Miller, Secretary
David White, Treas.

BOARD MEMBERS AT LARGE:

Tim Alderton
Kirt Cox
Joann Currier
Tom Harville
Elsa Liner

TRILLIUM EDITOR

Marian Stephenson
Bobby Wilder, Distribution Manager

Bobby Ward, Quality Review Editor

OTHER SIGNIFICANT POSITIONS:

Plant Sale Manager: Charlie Kidder
Refreshments: Maurice Farrier

Message from the Chair

Amelia Lane

Welcome to fall!! We have all made it through a hot, dry summer and I am declaring it fall, whether it likes it or not!! I certainly was put to the watering test this summer! I want to know what plants will make it on their own, but I don't want them to die trying. It's a dilemma! But it's September and time to begin Piedmont chapter meetings. Our September speaker, Adrienne Roethling, will get us off to a good start as she tells us about Clematis and other vines for the garden. I am excited to learn more about those versatile vines that can add color, fun, and height to our gardens.

Our chapter is hosting the Annual General Meeting of the North American Rock Garden Society this November 17-19. I hope you will attend. It is a wonderful way to meet other avid gardeners, exchange ideas, and build friendships. The planning committee, chaired by David White, has been busy this summer lining up speakers, garden tours, hotel facilities, setting up online registration, transportation, food, and the numerous other pieces that go into making a successful meeting. We will be using Sign up Genius for volunteer jobs as well as sign-up sheets at chapter meetings. There is a variety of jobs that need to be done, so pick what interests you and help make this AGM enjoyable and successful for everyone. Registration is open online and volunteers will receive a rebate for the hours that they work.

Our chapter is busy on many fronts. The Crevice Garden at the JCRA is being expanded and several of our members are volunteering to assist and learn about crevice gardening. They will also be helping to maintain the garden and the hypertufa troughs that are on the JCRA roof top garden. Your chapter Board voted to give \$500 from our April Plant Sale proceeds to the JCRA to help with the expansion and completion of the Crevice Garden.

We are also looking toward to our spring Plant Sale. It's never too early to begin potting up your extras or dividing those plants that have done so well for you. Last year was a tremendous success due to great participation by so many of our members. Let's do it again!!

As I write this in mid August, we have had several cool mornings and I just got 1/2 inch of rain. May your August see more of the same!! And I will look forward to seeing you on Saturday, September 16, 2017 at the JCRA to begin another year of meetings and sharing gardens! Social time begins at 9:30 am and the meeting begins at 10 am. ☺

Show 'n Tell

We will continue to have Show 'n Tell for special plants. If you have a unique plant you would like to share, you can have a 2-3 minutes in the spotlight to show it to members and describe its attributes.